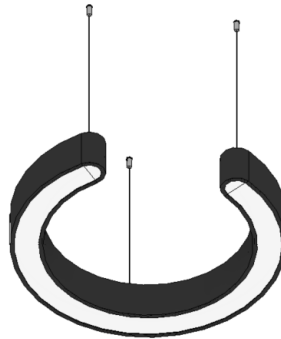




Revit Component Information Sheet

LUMI-ARC™



Manufacturer : BETACALCO
File Name : Lighting-Pendant-Betacalco-Lumi-Arc.rfa
Family Category : Lighting Fixtures
Software : Revit 2020
Host : Face *
 * Face based (as opposed to ceiling or wall based) components can be recognized in both architectural and engineering Revit project files
Pre-loaded Type :** LMRP-SL02-AD300-DT1-LUA100-CR90-CTA40
 LMRP-SL06-AD300-DT2-LUA100-LUB075-CR90-CTA40

Instance Parameters

Properties	
 Lighting-Pendant-Betacalco-Lumi-Arc LMRP-SL02-AD300-DT1-LUA100-CR90-CTA40	
Lighting Fixtures (1)	 Edit Type
Constraints	
Diameter	2' 0"
Arc Degree	300.00°
Suspension Height	1' 6"

Type Parameters

Construction	
Direct	<input checked="" type="checkbox"/>
Direct/Indirect	<input type="checkbox"/>